

My Vocabulary Cards




Mathematical
PRACTICE



Lesson 5-10

equal to (=)



$$4 = 4$$

Lesson 5-10


greater than (>)



$$6 > 3$$

Lesson 5-12

hundred



Lesson 5-10

less than (<)



$$3 < 4$$

Lesson 5-5

ones

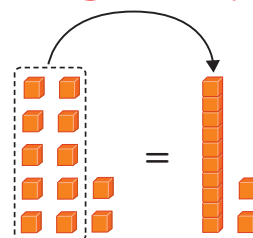


2 tens 3 ones

$$20 + 3$$

Lesson 5-5

regroup



1 ten 2 ones



Teacher Directions:
Ideas for Use

- Tell students to create riddles for each word. Ask them to work with a friend to guess the word for each riddle.
- Have students draw examples for each card. Have them make drawings that are different from what is shown on each card.

The number or
group with more.

Is the same as.

The number or
group with fewer.

100 ones or 10 tens.

Take apart a
number to write it
in a new way.

The numbers in the
range of 0 to 9.

My Vocabulary Cards



Mathematical
PRACTICE



Lesson 5-2

tens



2 tens 3 ones

20 + 3



Teacher Directions:
More Ideas for Use

- Ask students to use the blank cards to draw a picture that will help them with concepts such as groups of ten, ten more, or ten less.
- Have students use the blank cards to write a word from a previous chapter that they would like to review.

The numbers in the
range of 10 to 99.